

Centennial of the IACL 1924-2024 in Paris (15-16/11/2024)

University Paris 1 – Panthéon-Sorbonne

I. General informations on your stay

1) Transportation from/to the airport to Paris

Two possibilities from **Charles de Gaulle airport (CDG)** or **Orly Airport (ORY)**

- **Taxis:** indicated officially at the airport with a specific line and fixed prices
 - 56 € between Paris - Charles-de-Gaulle airport and Paris Right Bank
 - 65 € between Paris-Charles-de-Gaulle airport and Paris Left Bank
 - 44 € between Paris-Orly airport and Paris Right Bank
 - 36 € between Paris-Orly airport and Paris Left Bank

- **Public transportation :**
 - **From CDG :** RER B (Blue line) goes directly to the University of Paris 1 (EUR 11,80)
<https://www.ratp.fr/en/vos-lignes/rer/b>

 - **From ORY:** “Optile bus” goes directly to the station Denfert Rochereau of RER B (Blue Line) in Paris and to the Connection with subways (Lines 4 and 6). Subway Line 14 goes directly in Paris (be careful there are works on this line and it could be stopped and the line will be closed on Sunday 17 November).
<https://www.parisaeroport.fr/en/passengers/access/paris-orly/public-transport/orlybus>

2) Transportation from/to railway stations

4 main railway stations in Paris where you can find taxis and subways or RER.

1. Gare de l’Est : Lines 2, 4, 5 and 7 + RER B, D and E : <https://www.ratp.fr/en/vos-lignes/vos-stations/gare-de-lest-verdun>
2. Gare du Nord: Lines 4 and 5 + RER B, D and E: <https://www.ratp.fr/vos-lignes/vos-stations/gare-du-nord>
3. Gare de Lyon: Lines 1, 5, 6, 10 and 14 + RER A, C and D: <https://www.ratp.fr/vos-lignes/vos-stations/gare-de-lyon>
4. Gare d’Austerlitz: Lines 1, 5, 10 and 14 + RER A, C and D: <https://www.ratp.fr/vos-lignes/vos-stations/gare-dausterlitz>

3) Helpful telephone numbers

Taxi services (TAXI G7) : call 3607 or <http://www.taxig7.fr/>

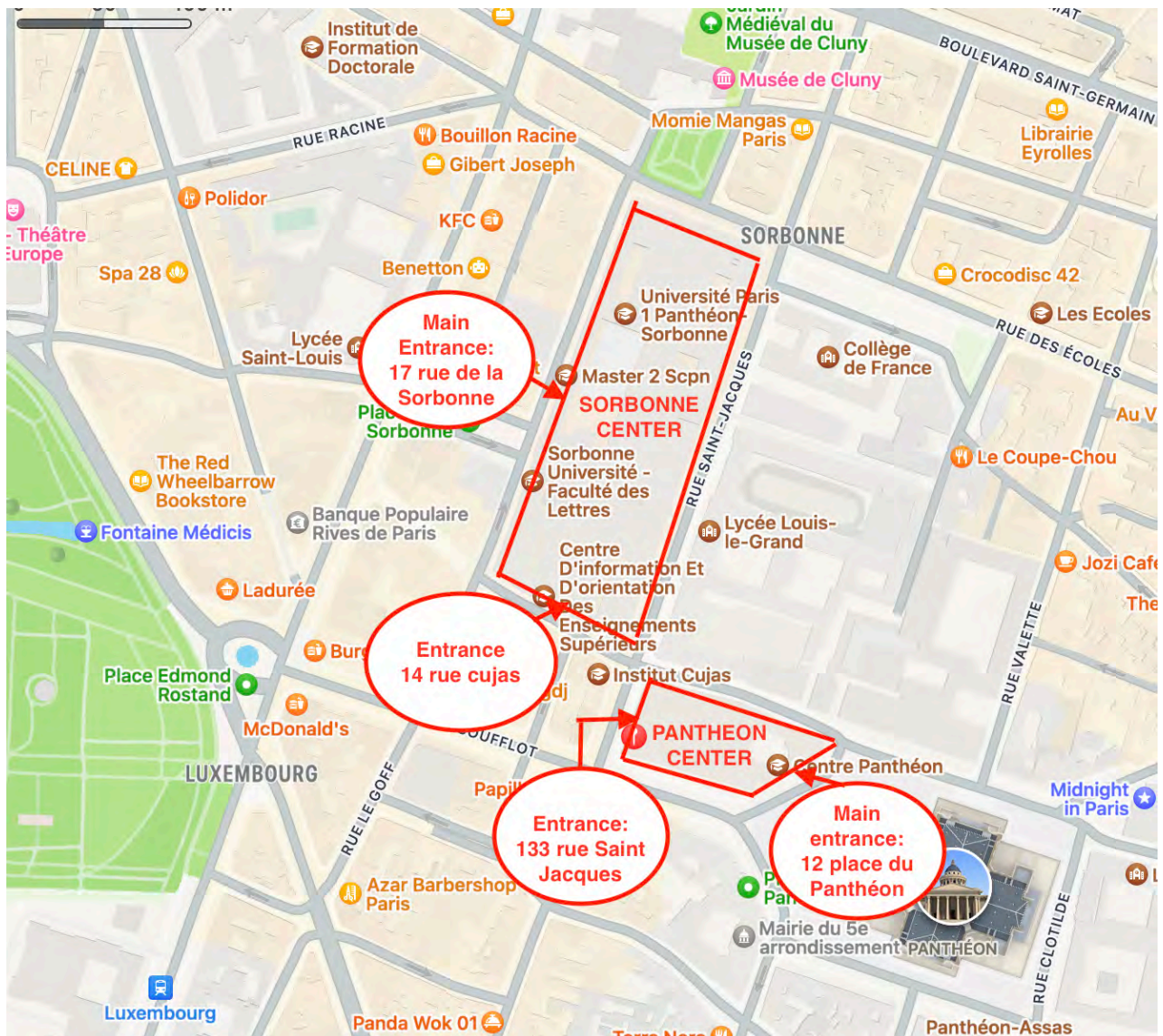
Emergency numbers: 17 (Police); 18 (firefighters); 15 (Medical assistance); 112 (European emergency call)

4) Paris 1 University Panthéon-Sorbonne

- **University location:** Paris 1 University Panthéon-Sorbonne

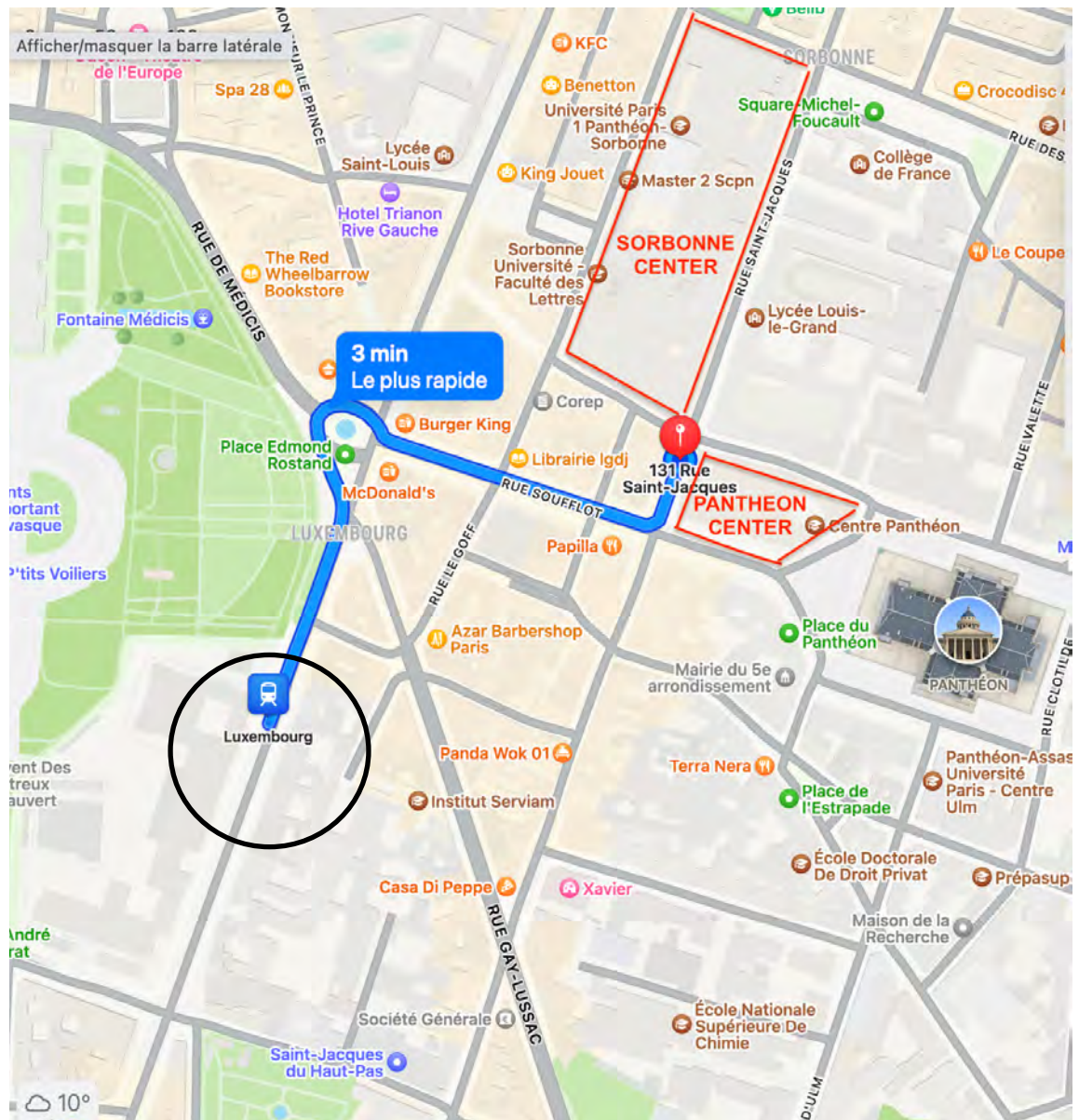
Two main buildings: Sorbonne and Panthéon (2 min by walk)

- Sorbonne : 17 rue de la Sorbonne 75005 Paris (Main entrance) or 14 rue Cujas 75005 Paris
- Panthéon : 12, place du Panthéon 75005 Paris (main entrance) or 131 rue Saint-Jacques (entrance near Sorbonne)

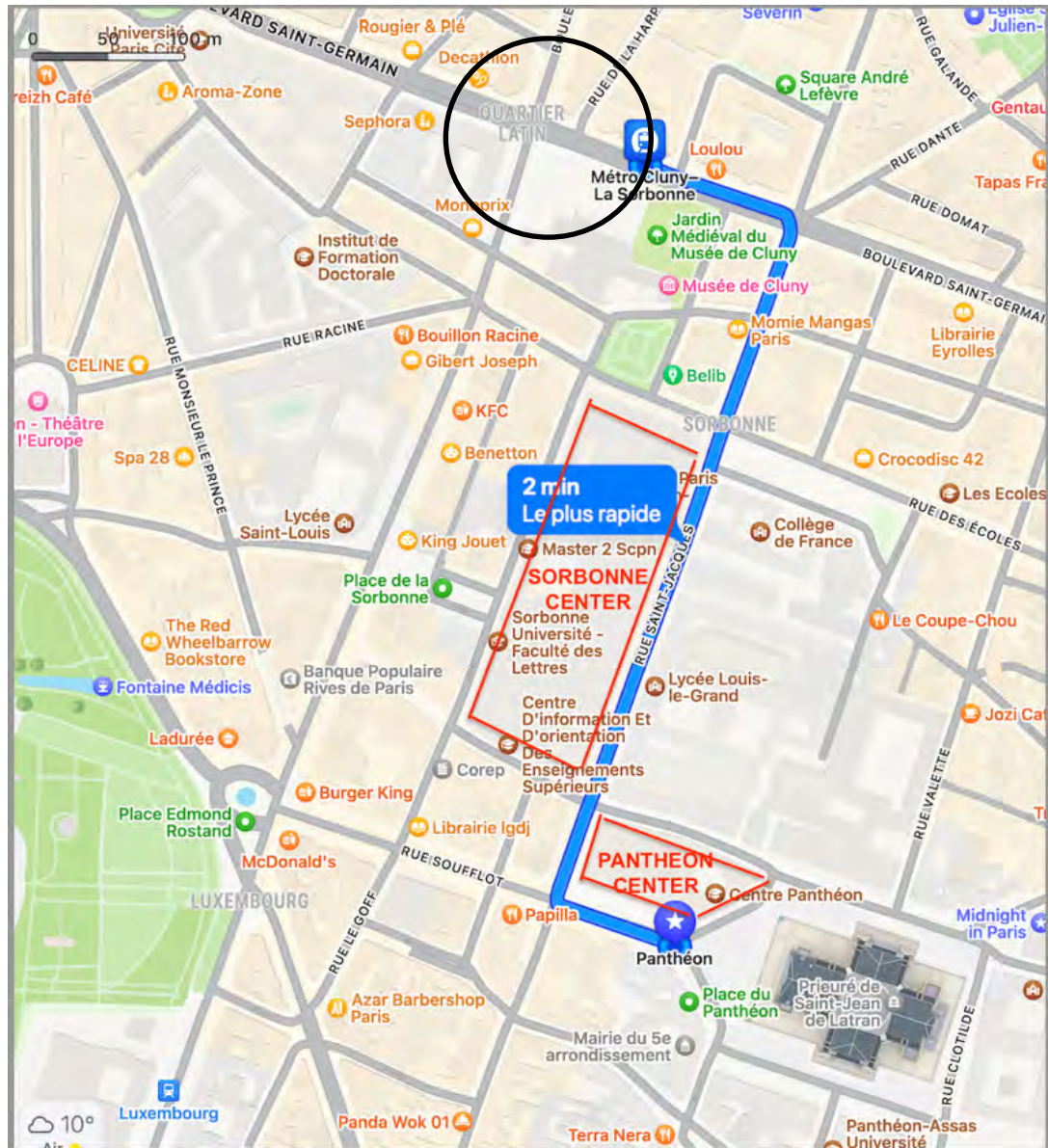


- **Public transportation** to go to the University Paris 1 Panthéon-Sorbonne (For a general map or to plan your trip: <https://www.ratp.fr/en>)

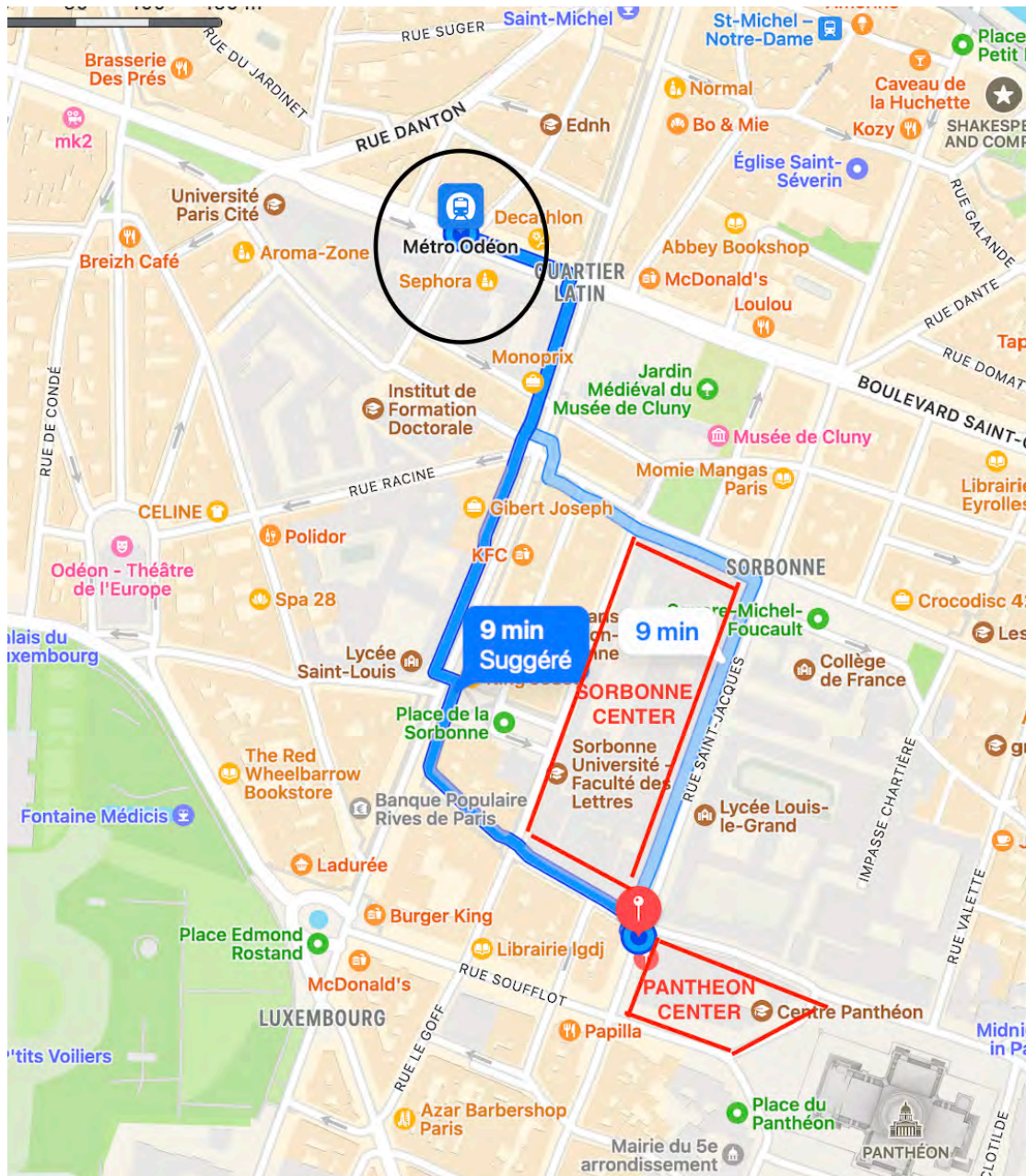
- **RER B (Blue line), Station: Jardin du Luxembourg (Sortie n°2 : Rue Gay Lussac)** : Walk up Boulevard Saint-Michel to McDonald's and turn right into Rue Soufflot to get to the Pantheon or the Sorbonne



- **Subway (Métro) Line 10 (Station: Cluny la Sorbonne, Sortie n°3 : Rue Saint-Jacques) :** Walk up Boulevard Saint-Germain to rue Saint Jacques, which takes you directly to the Sorbonne or Centre Panthéon



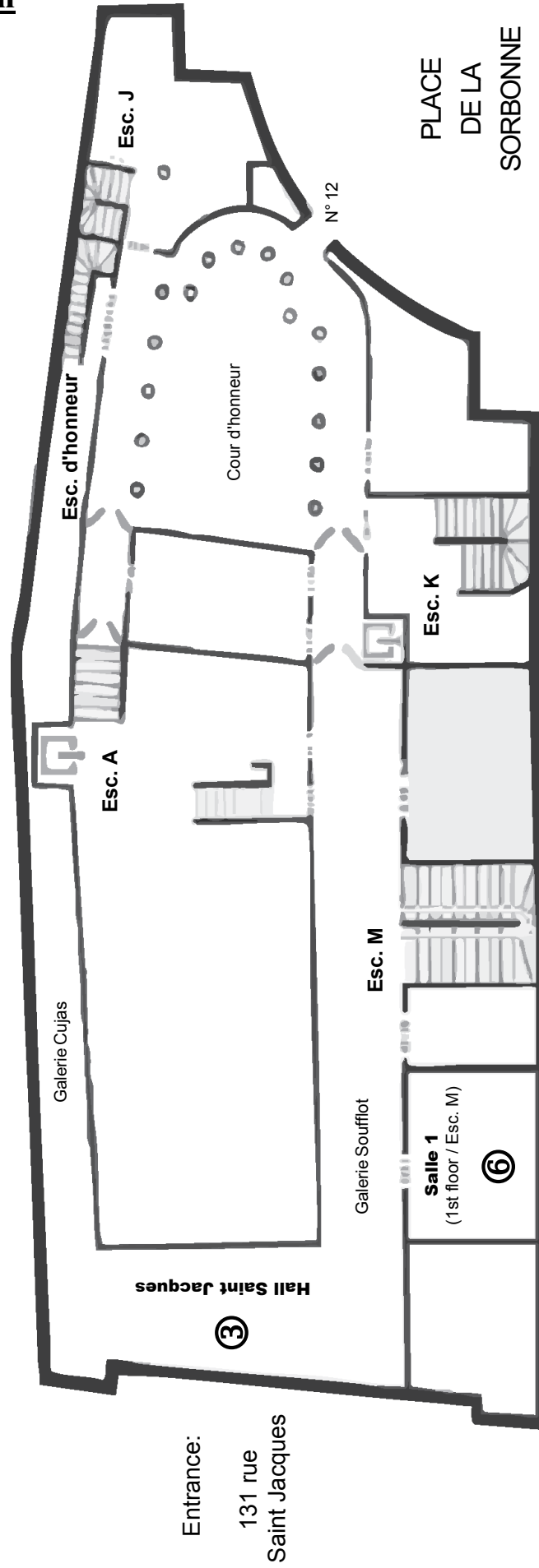
- **Subway (Métro) Line 4 (Station: Odéon, Sortie n°4 Boulevard Saint-Michel).** Walk up Boulevard Saint Germain to Boulevard Saint Michel, then to place de la Sorbonne.



The following timetables are for information only. Please check the online timetables for your journey (e. g. : application on mobile phone : Citymapper Paris or RATP).

- Métro: 5.30am-1.15am (2.15am on Friday and Saturday evenings and on the eve of public holidays)
- RER: 4.30am-1.15am
- Bus in Paris (346 routes) : 5.45am to 12.45am - Highly variable (service starts between 5.15am and 6.30am and ends between 00.30am and 1.15am)
- Bus in Suburbs: 5.00am to 1.00am - Highly variable (service starts between 4.24am and 5.50am and ends between 00.30am and 2.00am)
- Noctilien (32 lines): From 11.45pm to 6am - Variability (service starts between 11.28pm and 00.40am and ends between 05.15am and 6.24am)
- Tramway (8 lines): From 5.00 am to 1.00 am - Variable (service starts between 4.38am and 5.10am and ends between 00.37am and 1.24am)

2) Panthéon Plan



There will be security control at every building entrance. Bring an ID with name and photo or your passport. France is now under a “Vigipirate renforcé” plan, which means that your bags and suitcases will also be checked at every building entrance. This will take time, so arrive early.

Friday, November 15th

Morning

9h : **Cujas Access** (Entrance 14 rue Cujas – n°1 Sorbonne plan)

9h30 – 12h15 : **Amphi Gestion Oury** (n°2 Sorbonne plan)

Lunch:

12h30-13h30: Lunch **Hall Saint Jacques** (Entrance 131 rue Saint Jacques – n°3 Panthéon plan). All meals will include a vegetarian option that will be indicated as such.

Afternoon

13h45-15h30 : Parallel Sessions

- Panel 1A (Sorbonne) : **Salle G 303 « Sarah Kofman »** (Entrance 17 rue de la Sorbonne – n°4 Sorbonne plan). Take the “Galerie Rollin” immediately on your left to reach staircase C. The room is on the 3rd floor, at the end of the corridor on the right.
- Panel 1 B (Sorbonne) : **Salle à la Fresque** (Entrance 17 rue de la Sorbonne - n°4 Sorbonne plan). Immediately turn right, climb the few steps to the chapel and reach the room on the 1st floor (n°5 Sorbonne plan).
- Panel 1 C (Sorbonne) **Salle G 307** (Entrance 17 rue de la Sorbonne – n°4 Sorbonne plan). Take the “Galerie Rollin” immediately on your left to reach staircase C. The room is on the 3rd floor, at the end of the corridor on the right.
- Panel 1 D (Panthéon) : **Salle 1** (Entrance 131 rue Saint Jacques – n°6 Panthéon Plan). From the Hall Saint Jacques (n°3 Panthéon plan), climb the few steps between the two lampposts to reach the Galerie Soufflot. Take staircase M, room 1 is on the 1st floor (2nd room on your left when you reach the 1st floor).

15h45-17h30 : Parallel Sessions

- Panel 2A (Sorbonne) : **Salle G 303 « Sarah Kofman »** (Entrance 17 rue de la Sorbonne – n°4 Sorbonne plan). Take the “Galerie Rollin” immediately on your left to reach staircase C. The room is on the 3rd floor, at the end of the corridor on the right.
- Panel 2 B (Sorbonne) : **Salle à la Fresque** (Entrance 17 rue de la Sorbonne - n°4 Sorbonne plan). Immediately turn right, climb the few steps to the chapel and reach the room on the 1st floor (n°5 Sorbonne plan).
- Panel 2 C (Sorbonne) **Salle G 307** (Entrance 17 rue de la Sorbonne – n°4 Sorbonne plan). Take the “Galerie Rollin” immediately on your left to reach staircase C. The room is on the 3rd floor, at the end of the corridor on the right.
- Panel 2 D (Panthéon) : **Salle 1** (Entrance 131 rue Saint Jacques – n°6 Panthéon Plan). From the Hall Saint Jacques (n°3 Panthéon plan), climb the few steps between the two lampposts to reach the Galerie Soufflot. Take staircase M, room 1 is on the 1st floor (2nd room on your left when you reach the 1st floor).

18h-20h30 : Welcome cocktail to the *Fondation des États-Unis* (see below page 9-10)

Saturday, November 16th

Morning:

9h- 10h45: Parallel Sessions

- Panel 3 A (Sorbonne) : **Salle G 307** (Entrance 17 rue de la Sorbonne – n°4 Sorbonne plan). Take the “Galerie Rollin” immediately on your left to reach staircase C. The room is on the 3rd floor, at the end of the corridor on the right.
- Panel 3 B (Panthéon) : **Salle 1** (Entrance 131 rue Saint Jacques – n°6 Panthéon Plan). From the Hall Saint Jacques (n°3 Panthéon plan), climb the few steps between the two lampposts to reach the Galerie Soufflot. Take staircase M, room 1 is on the 1st floor (2nd room on your left when you reach the 1st floor).
- Panel 3 C (Sorbonne) : **Salle à la Fresque** (Entrance 17 rue de la Sorbonne - n°4 Sorbonne plan). Immediately turn right, climb the few steps to the chapel and reach the room on the 1st floor (n°5 Sorbonne plan).
- Panel 3 D (Sorbonne) : **Salle Duroselle** (Entrance 14 rue Cujas – n°1 Sorbonne plan). Go down staircase N to the “Galerie Jean-Baptiste Dumas”, where this room is located (n°7 Sorbonne plan).

11h- 12h45: Parallel Sessions

- Panel 4 A (Sorbonne) : **Salle G 307** (Entrance 17 rue de la Sorbonne – n°4 Sorbonne plan). Take the “Galerie Rollin” immediately on your left to reach staircase C. The room is on the 3rd floor, at the end of the corridor on the right.
- Panel 4 B (Panthéon) : **Salle 1** (Entrance 131 rue Saint Jacques – n°6 Panthéon Plan). From the Hall Saint Jacques (n°3 Panthéon plan), climb the few steps between the two lampposts to reach the Galerie Soufflot. Take staircase M, room 1 is on the 1st floor (2nd room on your left when you reach the 1st floor).
- Panel 4 C (Sorbonne) : **Salle à la Fresque** (Entrance 17 rue de la Sorbonne - n°4 Sorbonne plan). Immediately turn right, climb the few steps to the chapel and reach the room on the 1st floor (n°5 Sorbonne plan).
- Panel 4 D (Sorbonne) : **Salle Duroselle** (Entrance 14 rue Cujas – n°1 Sorbonne plan). Go down staircase N to the “Galerie Jean-Baptiste Dumas”, where this room is located (n°7 Sorbonne plan).

Lunch :

13h-14h (Panthéon) : Lunch **Hall Saint Jacques** (Entrance 131 rue Saint Jacques – n°3 Panthéon plan). All meals will include a vegetarian option that will be indicated as such.

Afternoon :

14h15 – 18h20 (Sorbonne) : **Amphi Richelieu** (Entrance 17 rue de la Sorbonne – n°4 Sorbonne plan). Cross the “Cour d'Honneur” to reach the Amphi Richelieu (n°8 Sorbonne plan).

19h-22h: Welcome cocktail to the Fondation des États-Unis (see next point)

3) Cocktails (Fondation des États-Unis)

The *Fondation des Etats-Unis* will host two cocktails:

- Friday, November 15th (6pm - 8:30pm)
- Saturday, November 16 (7pm - 10pm).

Address:

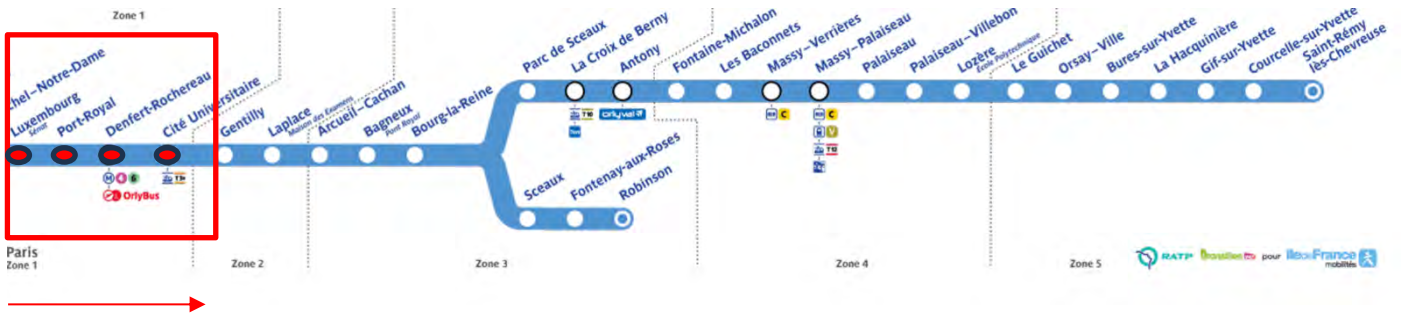
Fondation des États-Unis

Cité internationale universitaire de Paris 15 boulevard Jourdan 75014 Paris



From the University to the *Fondation des États-Unis*

Take the RER B (Blue Line) at *Luxembourg* for three stops (in direction of Robinson or Saint Rémy les chevreuses), get off at *Cité universitaire* station.



Exit the station, cross the street to the foundation on the opposite sidewalk. **In case of security control, please bring photo identification or your passport.**



4) **Wi-Fi access in Panthéon and Sorbonne**

Choose WIFI network : Universite-paris1

Username: AIDC2024

Password : SRB20241115

All panel rooms are equipped with beamer slides. Just remember to bring all the necessary connections for your computer (HDMI cable, adapter for the computer, adapter for French 230 V electrical outlets, etc.).